



BURNING MAN SURVIVAL GUIDE

AUGUST 26 - SEPTEMBER 2, 2013

Burning Man takes place in the beautiful, remote and inhospitable Black Rock Desert of Nevada, in a temporary metropolis called Black Rock City. As wonderful a place as it is, the desert is governed by physical laws that cannot be ignored. You are responsible for your own survival, safety, comfort, and well being, and for ensuring you Leave No Trace.

This Survival Guide will help you prepare to survive and thrive at Burning Man, from the moment you decide to go, through your time on playa, to your return home. It is essential reading for every participant—first-timers and veterans alike. Read this Survival Guide carefully and make sure EVERYONE in your group reads it too.

THE 10 PRINCIPLES

Our community's ethos is built on the values reflected in the 10 Principles. "Burning Man" is understood not as an event, but as referring to a way of life lived consistently with these 10 Principles. They are meant to be taken as a whole, as a set of commonly understood values that have arisen out of the history of the Burning Man experience.

RADICAL INCLUSION: Anyone may be a part of Burning Man. We welcome and respect the stranger. No prerequisites exist for participation in our community.

GIFTING: Burning Man is devoted to acts of gift-giving. The value of a gift is unconditional. Gifting does not contemplate a return or an exchange for something of equal value.

DECOMMODIFICATION: In order to preserve the spirit of gifting, our community seeks to create social environments that are unmediated by commercial sponsorships, transactions, or advertising. We stand ready to protect our culture from such exploitation. We resist the substitution of consumption for participatory experience.

RADICAL SELF-RELIANCE: Burning Man encourages the individual to discover, exercise, and rely on his or her inner resources.

RADICAL SELF-EXPRESSION: Radical self-expression arises from the unique gifts of the individual. No one other than the individual or a collaborating group can determine its content. It is offered as a gift to others. In this spirit, the giver should respect the rights and liberties of the recipient.

COMMUNAL EFFORT: Our community values creative cooperation and collaboration. We strive to produce, promote, and protect social networks, public spaces, works of art, and methods of communication that support such interaction.

CIVIC RESPONSIBILITY: We value civil society. Community members who organize events should assume responsibility for public welfare and endeavor to communicate civic responsibilities to participants. They must also assume responsibility for conducting events in accordance with local, state, and federal laws.

LEAVING NO TRACE: Our community respects the environment. We are committed to leaving no physical trace of our activities wherever we gather. We clean up after ourselves and endeavor, whenever possible, to leave such places in a better state than when we found them.

PARTICIPATION: Our community is committed to a radically participatory ethic. We believe that transformative change, whether in the individual or in society, can occur only through the medium of deeply personal participation. We achieve being through doing. Everyone is invited to work. Everyone is invited to play. We make the world real through actions that open the heart.

IMMEDIACY: Immediate experience is, in many ways, the most important touchstone of value in our culture. We seek to overcome barriers that stand between us and a recognition of our inner selves, the reality of those around us, participation in society, and contact with a natural world exceeding human powers. No idea can substitute for this experience.

THE BURNING ESSENTIALS

IF YOU TAKE ANYTHING AWAY FROM
READING THIS SURVIVAL GUIDE,
IT SHOULD BE THESE THINGS:

1. THE TEN PRINCIPLES: Our community's ethos is built on the values reflected in the Ten Principles, a set of commonly understood values that have arisen out of the history of the Burning Man experience: Radical Inclusion, Gifting, Decommodification, Radical Self-reliance, Radical Self-expression, Communal Effort, Civic Responsibility, Leaving No Trace, Participation, and Immediacy. See front cover.

2. PARTICIPATE: Unlike traditional festivals, Burning Man is an entirely participant driven event. Burning Man's participants make Burning Man what it is. YOU are responsible for your experience in Black Rock City. No spectators!

3. LEAVE NO TRACE: No trash receptacles are provided. Please take everything you bring to the event back home with you: pack it in, pack it out – every last tiny scrap. Clean up as you go! Nothing goes in the portable toilets except human waste and 1-ply toilet tissue. Do not deposit garbage in neighboring towns or along the highway – use only designated disposal sites. See pages 8 & 19.

4. COMMERCE: You cannot buy or sell anything. Black Rock City is a place of sharing and free exchange within a gift economy. There are two exceptions: our Café, which sells coffee drinks and a few other beverages as a public service, and Arctica which sells ice as a matter of public safety. See pages 4, 5, & 12.

5. CARS: Black Rock City is designed for pedestrians and bicycles. Except for public agencies, specially-marked Black Rock City department service vehicles, and vehicles licensed by the Department of Mutant Vehicles, NO cars, motorcycles, motor-scooters, ATVs, golf carts or go-carts are allowed to drive in our city or on the open playa around it. See page 7.

6. PERSONAL SAFETY: The Black Rock Desert is a harsh and challenging environment; come prepared to confront and be responsible for your own survival. Nights on the playa are dark—stay safe: illuminate yourself, your bike, and your artwork at night. See page 11.

7. FIRE GUIDELINES: Fire safety is essential. All participants using fire effects or burning their artwork must follow our Fire Art Safety Guidelines. All structures must be 20 feet from any burning thing or burn barrel. Aerial flares, rockets, explosives, fireworks, straw and hay bales are prohibited in Black Rock City. No fires of any kind are allowed on the unprotected playa surface. See page 14.

8. SOUND: Large-scale Sound Art Zones are located along the 2 & 10:00 streets at the far ends of our settlement. Within the city the maximum power amplification is 300 watts, producing no more than 90 decibels at 20 feet. Be thoughtful of your neighbors. Mutant Vehicles with sound systems must follow the Mutant Vehicle Sound Policy. If a problem with sound levels continues after sufficient warning, the device or system will be disabled. See page 15.

9. LAWS: Burning Man takes place on public land, and is thus subject to all federal and local laws. Several law enforcement agencies patrol Black Rock City, and you risk being cited and/or arrested if you are caught breaking the law. Burning Man does not promote or condone the use of illegal drugs. See page 16.

10. PUBLIC BOUNDARIES: Camping is only allowed within Black Rock City's established streets and in the Walk-In Camping area. No camping is allowed on the open playa in the middle of our city (which is reserved for works of art) or in the BLM-established buffer zone on the playa around Black Rock City. See page 17.

11. FIREARMS: The possession of firearms (including BB guns, air rifles, or paint ball guns) within Black Rock City is prohibited.

12. TICKETS: Participants MUST purchase tickets prior to arriving at the event site – no tickets are sold at the Box Office of the event! Will Call closes on Saturday, August 31, at noon. Violation of event rules, or violent anti-social behavior, can result in revocation of your ticket and ejection from the event without refund. Our Gate opens at 6 p.m. Sunday, August 25. No one under 18 will be admitted without a parent or guardian. You are legally bound to the terms on the back of your ticket – read them!

BURNING MAN

AN EXPERIMENT IN TEMPORARY COMMUNITY

Because many people are accustomed to a world shaped by institutions, service workers and commercial transactions, we may not even recognize the signs of true COMMUNITY. HERE ARE A FEW OF ITS INDICATORS:

ARRIVING AT BURNING MAN

FOR MAP AND DIRECTIONS ON HOW TO GET TO BURNING MAN, PLEASE SEE THE BACK COVER.

THE GATE: WHAT TO EXPECT AS YOU ARRIVE

The speed limit on Gate Road is 10 MPH. Speeding causes deep ruts in the playa and creates lots of dust, which is a safety hazard for our Gate staff and other drivers.

Everyone in your vehicle must have a ticket in hand when you reach the Gate or your entire car will be turned around. As you approach Black Rock City, tune in to the Gate Area Radio Station 95.1 FM for Gate specific updates (BMIR at 94.5 FM for event info). Traffic is heaviest on Sunday and Monday. If you want to avoid long waits, consider planning your departure from home so you arrive in BRC at a non-peak time, or be prepared to wait and be extra patient.

Picking up a Will Call ticket? All lanes allow entrance to the Will Call lot; you will be directed by Gate staff. Park, go to Will Call, get your tickets, and then get in line. Do not get out of your vehicle until you are INSIDE the Will Call lot. We will not let anyone walk to Will Call from Gate Road (too many people lose their vehicles, posing a serious safety issue.)

Your car will be searched at the Gate, so please keep this in mind when packing to help make the search faster and easier.

After you go through Gate you will pass through Greeters, which is where you will be officially welcomed and given your printed city map and other event information.

NO EARLY ARRIVALS

Do not come to the event site before our Gate opens at 6 p.m. Sunday, August 25. We are not ready to receive participants until we have finished building the city and have our full public safety and sanitation infrastructure in place. Our permit stipulates an opening time of 6 p.m. so plan your driving time to the playa accordingly. DO NOT wait on the side of the road anywhere along Hwy 447 or Hwy 34 or in the town of Gerlach. This poses a serious safety hazard, adds needless stress on neighboring communities, and places our event at risk. Note: if you arrive before the Gate opens you are likely to have a much longer wait to get in than if you arrive after the Gate opens.

AFTER DARK ARRIVALS

If you arrive in our city at night and do not know where to camp, we recommend you stay at the Greeters Station until morning. You are not likely to find your friends by cruising in the dark after your long journey, and you are likely to inadvertently camp in a reserved space and/or create a hazard for others. You can get information and find your way more safely by the light of day.

ITEMS NOT ALLOWED THROUGH THE GATE

You may be denied entry and told to store these items off-site

- Feathers, e.g. boas, headdresses, etc.
- Plants, living or dead, and anything that will break up and/or blow away in the wind
- Explosives, aerial flares, rockets, or fireworks
- Firearms of any kind including BB guns, air rifles, or paintball guns
- Mutant Vehicles that were not pre-registered with the Department of Mutant Vehicles
- ATVs and scooters
- Motorcycles that are not a participant's transportation to BRC
- Dogs

CELEBRATION

Community activities incorporate celebration, parties, and other social events. The line between work and play becomes blurred. The human nature of everyday life becomes part of the way you work. You will know that you are in a community if you often hear laughter and singing.

STORIES In universities, people know through studies. In businesses and bureaucracies, people know by reports. In communities, people know by stories.

INFORMALITY In the community, transactions of value take place without money, advertising, or hype. Care emerges in place of structural service.

CAPACITY Communities are built on the recognition of the unique abilities of every member. Commerce and the public service sector outside of Black Rock City define us on the basis of deficiency and need.

COLLECTIVE EFFORT

Community is cooperative, uniting us as varied members of one body. By contrast, when we consume a service, we're made passive. For example, fifty million people may view a television program or consume a beverage in complete isolation from one another.

BLACK ROCK CITY INFRASTRUCTURE: ON PLAYA RESOURCES

BLACK ROCK RANGERS

The Black Rock Rangers are Burning Man's volunteer non-confrontational mediation team; they can help to resolve problems that you can't resolve yourself. The Rangers help to preserve the safety, welfare, and quality of experience of our community while supporting participants as they strive to embody the 10 Principles. The Rangers often joke that "We're not your mom, but we're here because she's not." Rangers patrol the event 24 hours a day. The Black Rock Ranger Headquarters is located on the Esplanade near Center Camp. The Ranger Outposts are in the 3 & 9:00 plazas, on C Street, just behind the plazas.

EMERGENCY MEDICAL SERVICES

As a member of a community built on self-reliance, YOU are responsible for your own basic first aid needs. However, if you or someone you know (or encounter) requires medical assistance, contact an Emergency Services Department volunteer or a Black Rock Ranger, or visit our Medical Clinic near Center Camp at Esplanade & 5:15 or at the Emergency Services Stations behind the Civic Plazas located at 3 & 9:00. Trained emergency medical personnel are on duty 24 hours a day and emergency evacuation is available. The most common problems we encounter are dehydration and lacerations from stepping or tripping on unprotected rebar or tent stakes. Please act responsibly and avoid injury. If you are looking for your friend who you suspect may have been injured and medi-vac'd from Black Rock City, go to Playa Info for more information.

MENTAL HEALTH SERVICES

Black Rock City can be a hyper-stimulating place. If you're feeling overwhelmed, services are available through ESD's Mental Health team as well as the Black Rock Rangers, who can provide peer support.

BMIR 94.5 FM & EMERGENCY BROADCAST INFORMATION

Burning Man Information Radio (BMIR) is at 94.5 FM, broadcasting critical travel, emergency, and general information, 24 hours a day. Get the REAL news, weather, events, and Black Rock City information. Tune in for Exodus information and updates on exit wait times. In case of emergency, tune into 94.5 FM. Stop in Center Camp at BMIR between 12 p.m. and 4 p.m. daily and record promos for your events for broadcasting ... tell the city what you're up to, live!

ICE SALES

As a matter of public safety, ice is sold at Arctica in Center Camp, and in the 3:00 and 9:00 plazas. During the event, Monday to Saturday hours are 9 a.m. to 6 p.m., Sunday noon to 6 p.m. and Exodus Monday in Center Camp only from 9 a.m. to noon. Ice is available in crushed and blocks for \$3/bag.

Pre-event ice sales is also available at Center Camp Arctica only. Pre-event sales hours are Thursday noon to 3 p.m. and Friday to Sunday from 9 a.m. to 3 p.m. All proceeds from ice sales are donated to support community groups in Gerlach, Empire, Lovelock, Reno, and San Francisco.

INFORMATION

You can direct questions to the knowledgeable Playa Info volunteers in Center Camp. Hours are generally 9:00 a.m. to 6:00 p.m. unless otherwise posted. (If someone is answering questions after hours, believe them at your own risk.) Check out the whiteboards for the latest city info and answers to the most frequently asked questions. The Digital Directory is available 24/7.

VOLUNTEERING: THE V-SPOT

If you want to broaden your participation in the event through volunteering, there are ample opportunities. Visit the V-Spot adjacent to Playa Info in Center Camp to learn more about how to volunteer.

THE PRESS & MEDIA MECCA

Commercial use of all imagery taken at Burning Man is forbidden without receiving express written permission. All professional photographers with intent to publicly distribute a Burning Man image (including editorial or gallery use) must check in at Media Mecca, located in Center Camp. Photographers should register at: www.burningman.com/press, or write: press@burningman.com before the event. Still cameras strictly for personal use don't require registration, but those filming or videotaping for personal use should sign a Personal Use Agreement, which indicates that the footage will not be professionally distributed. This Agreement can be obtained and turned in at Playa Info, and at the Black Rock Ranger Outposts in the Civic Plazas.

AFFILIATED NON-PROFITS & GROUPS

To learn more about the Burning Man Project, Black Rock Arts Foundation, Black Rock Solar, Burners Without Borders, & the Burning Man Regional Network of over 200 contacts around the world, visit Everywhere Pavilion. You can find Everywhere Pavilion listed on the city map you'll get when you enter, or look it up at Playa Info.

Burning Man takes place in Black Rock City, a full-fledged, thriving (albeit temporary) metropolis. Like any other city, it has essential infrastructure and community services to keep it functioning.

FINDING PEOPLE & INFO ON THEME CAMPS & EVENTS

Use the Playa Info Digital Directory to register yourself and your camp location and to find your friends. You can exchange messages, find and post theme camp locations and event schedules, ride-shares, and other services and information via the online Digital Directory network (note: there is no Internet access available via these computers). Playa Info's big BRC map shows public theme camp locations, and bulletin boards are always available for artful posting of events, messages, and general information.

LOST & FOUND

Mark all of your possessions with your name, phone number or email address, and camp location. Take a picture of your contact info and leave the image on your camera or cell phone. If you find something in BRC, turn it in to Playa Info so that it might be returned to its rightful owner. After the event, whether you have lost or found something, email lostandfound@burningman.com.

AIRPORT & PILOT POLICIES


On the outskirts of BRC a temporary airport (code 88NV) provides transportation, aerial photography, and performance art. Operating hours are 6 a.m. to 7:30 p.m. and safety briefings are mandatory for pilots making multiple flights. Charter flights need permits. Visit www.portofentry.org for info. Additional questions? Email airport@burningman.com before mid-August.

CENTER CAMP CAFÉ

The Café is our community gathering space. Coffee, tea and other beverages are for sale there. Proceeds from these sales help fund the construction and maintenance of the Café structure itself, one of the largest tensile structures in the world.

PUBLIC BURN PYRES

For those who have larger items to burn, use the Public Burn Pyres found on the open playa at the ends the 3, 6, & 9:00 streets, about 100 ft. out from the Esplanade. Open fires may only be lit at the Burn Pyres. Check your map or Playa Info for all locations. The burning of toxic and/or synthetic materials such as couches, stuffed furniture, rugs, PVC, etc. is prohibited by law; you are responsible for taking these things home. Burn only clean untreated wood or paper and nothing over-sized that will spill ash or burning debris onto the playa. Don't overload the Public Burn Pyres. If it's usable lumber, donate it. (See "GOT WOOD?", on page 19.) Have tools on hand to break down and cut up larger pieces of wood, or take them home to reuse for your structure next year.



RECYCLE CAMP

Monday through Sunday, 9 a.m. to 5 p.m. you can stop by to crush and recycle your aluminum cans at Recycle Camp. Be sure to come by before they close Sunday evening! Recycle Camp can be found at 6:00 and Rod's Road, just behind the Center Camp Café.

TELEPHONE SERVICE

Cell phones do not work in the Black Rock Desert. Limited cell phone service and public telephones are available in the town of Gerlach, twelve miles away. Bring a calling card and take the BRC Shuttle to town. Otherwise, a satellite phone works fine on playa.

SHUTTLE BUS SERVICE

Protecting the environment is of paramount importance to Burning Man. Because movement of cars or airplanes poses safety and environmental hazards, casual traffic in and out of Black Rock City is strongly discouraged. Participants who leave and return by personal means will be required to pay a \$20 per person fee. For those eager to go into "town," there is a community shuttle that travels between Black Rock City and

the towns of Gerlach and Empire. Use it! The \$10 tickets and the shuttle schedule are available at the shuttle ticket booth located on the 6:30 side of Rod's Road & 6:00. You must be sober, dressed appropriately for town, carrying your event ticket stub and wearing the wristband issued to you when you purchase a bus ticket. Shuttles run every two hours from 10:00 a.m. to 4:00 p.m. Wednesday through Friday, and 10:00 a.m. to 2:00 p.m. on Saturday.

SHARED TRANSPORTATION TO BRC

Looking for a way to get to the event? Consider using our carpool and ride share service. Carpooling is a great option for those with extra vehicle space and also an easy way to share travel costs. There are buses that come from Reno or San Francisco directly to the playa. There are even small air charters that can fly you direct to Black Rock City Airport. Visit: www.burningman.com/travel

INTERNET ACCESS

Burning Man does not provide public Internet access. However, there is a participant-created and supported public WIFI cloud based out of Center Camp that is repeated in the 3 and 9:00 Civic Plazas. It is NOT necessarily a reliable or strong signal, and you should not depend on it to serve as your critical Internet lifeline. If you need to be assured of Internet access, bring a satellite phone.

BLACK ROCK CITY LAYOUT

2013 BLACK ROCK CITY PLAN

Black Rock City consists of the main camping area formed by a series of concentric and radial streets, and an "open playa" reserved for art installations. You can find past city plans at www.burningman.com/preparation/maps/ and the 2013 Black Rock City plan will be posted before the event at www.burningman.com/preparation/maps/13_maps/index.html. You will be given a paper copy of the BRC map when you pass through the Black Rock City Greeters Station.

CIVIC PLAZAS

Two Civic Plazas are located on either side of the city at 3:00 & 9:00. These Plazas are mini civic centers designed to serve the same community functions as Center Camp, including ice sales at Arctica, Emergency Service Stations and Black Rock Ranger Outposts. These Plazas are public gathering spaces, inviting art, performance, installations, and community interaction. The theme camps encircling the Plazas are encouraged to participate creatively in making the Plazas inviting.

PUBLIC PLAZAS

Participants are invited to occupy and develop the three Plazas located at 3:00, 6:00, & 9:00 and K. We are holding most of the camping space around these plazas available for unregistered camps to develop and maintain as an experiment in spontaneous urban planning and collaboration.

ART PLAZAS

There are two art plazas at 4:30 & 7:30 and G Street, where Burning Man's Art Department places select participant-created art pieces.

WALK-IN CAMPING

A marked area immediately behind the southeast side of Black Rock City will be reserved for Walk-In Camping. No vehicles or RVs are allowed in the Walk-In Camping area. You will need to leave your vehicle and carry your belongings to your chosen spot. The sheer difficulty of this exercise will keep the area sparsely populated and your efforts will be rewarded with a sense of solitude unavailable in other parts of the city.

PORTA-POTTIES

Banks of porta-potties can be found throughout the city on radial streets on the blocks between C & D and H & I. The exceptions to this are 6:00, which has banks between F & G, and 3:00 and 9:00 which have banks between E & F. There are also banks on the open playa on either side of the Man. To help you find banks of potties in your time of need, each bank will be marked by two solar-powered blue safety lights.

PUBLIC BOUNDARIES

The BLM will establish a buffer zone on the playa around Black Rock City. No camping is allowed in this area.

GETTING AROUND

Black Rock City is designed for pedestrians and bicycles. No motorized vehicles except for public agency vehicles, specially marked Black Rock City department service vehicles, and vehicles licensed by the Department of Mutant Vehicles (DMV) are allowed to drive in BRC or on the open playa. Non-mutated vehicles intended for recreational driving, including motorcycles, large scooters, and ATVs are not permitted and will be impounded at the Gate. NO unlicensed cars, RVs, trucks, motorcycles, golf carts or go-carts are allowed. Be prepared to park your vehicle at your campsite and leave it there for the duration of your stay. Vehicles driving without a proper permit may be fined, impounded, or disabled by law enforcement or the Black Rock Rangers.

DRIVING INTO BRC

When entering and leaving Black Rock City, please observe posted speeds limits (5 mph; no dust) within city limits. Pedestrians and bicycles have the right of way over motor vehicles. Remember: the event ends Monday, and there is still no driving allowed on Sunday night. These simple rules will be strictly enforced.

MUTANT VEHICLES & THE DMV

Citizens of Black Rock City have an opportunity to participate in the Mutant Vehicle experience, an important piece of the art and participation at Burning Man. The DMV licenses Mutant Vehicles for driving in BRC. All prospective Mutant Vehicles, and those who wish to apply for a disabled license, MUST be pre-registered with the DMV before the event. In order to be granted a license Mutant Vehicles must meet certain criteria. In addition to being visually stimulating and participatory in nature, vehicles must be safe and owners must comply with driving rules (no driving on pedestrian-only streets, 5 MPH, no leaking fluids, etc.). Mutant Vehicles receive licenses for different types of operation within Black Rock City: some are restricted to the open playa, others may be operated solely during the day or night (which requires radical illumination.) The DMV also works with the Fire Arts Safety Team to inspect and license Mutant Vehicles that use flame effects. Please note that drivers must carry their state-issued driver's license with them any time they are operating a vehicle.

MUTANT VEHICLE SAFETY & DRIVING RULES

Mutant Vehicle participants (vehicle artists, operators, and passengers) must comply with certain safety standards, including physical and mechanical integrity of vehicles, and adherence to driving rules. Passengers should only board or exit from a stationary vehicle. If a vehicle doesn't look safe, don't get on it. Vehicles are prohibited from driving inside the established perimeter around the Man. The speed limit within Black Rock City is 5 MPH at all times – that's a walking pace. All Mutant Vehicles must also comply with the Mutant Vehicle Sound Policy as stated on the Burning Man website. For more information about licensing a Mutant Vehicle and driving regulations, see dmv.burningman.com.

SCOOTERS AND GO-PEDS

Large, seated, street-legal motorcycle type scooters are not allowed to drive in BRC. Small motorized scooters (single-person, two wheeled, lightweight, stand-up, small, no-seat, off-street type, e.g. go-peds) are allowed in BRC, but they are subject to the same rules as any other motorized vehicles, including the 5 MPH speed limit and use of front and rear lights at night. BLM Rangers will issue citations for noncompliance. We strongly suggest loud scooters be equipped with a sound-dampening muffler.

MOTORCYCLES

Motorcycles are only allowed in BRC if they were your sole means of transportation to the event, and they must be driven to and parked at your campsite for the duration of your stay. Motorcycles that aren't your sole means of transportation will be impounded at the Gate.

WIND-POWERED VEHICLES

Wind-powered vehicles with a pivoting (non-fixed) mast and a standing operator are allowed to move within BRC. All other types of wind-powered vehicles are not allowed within the city but may operate at the Black Rock Airport. Look for the airport on the BRC map.

HAPPY BICYCLING

Bikes are not merely a convenience; they are part of our culture. Our city was designed for walking and biking. There may not be bike repair service available, so be sure your bike is in good working order.



LIGHT YOUR BIKE! It's very dark on playa at night, and there are a lot of people out. Please light all bikes to avoid injury and damage to yourself and others.

LOCK YOUR BIKE! It is recommended you lock your bike at all times when not in use. NEVER lock your bike to guy wires on the Café or any other structures. This can pose a safety hazard. Also, do not lock your bike to artwork as this may hamper performances and scheduled burns. No bike is considered stolen unless the lock was cut, and no bike is considered lost until the event is over on Monday. If your bike is missing, you can file a lost bike report at Playa Info at any time during the event.

DECORATE YOUR BIKE: It is much less likely your bike will be borrowed without permission if it looks unique. Make sure decorations are securely affixed.

MARK YOUR BIKE: and ALL of your significant possessions (backpack, camera, etc.) with your name, phone number or email address, and camp location.

LEAVE NO TRACE: DO NOT ditch your bike at Burning Man! Dealing with abandoned bikes stretches our over-taxed resources. Please read www.burningman.com/preparation/event_survival/bikes.html. Further questions can be sent to bikes@burningman.com.

LEAVE NO TRACE

There is no garbage collection service at Burning Man. We are the largest Leave No Trace (LNT) event in the world—LNT is one of our core principles—and it is up to all of us to ensure the long-term survival of our event by practicing LNT techniques to remove all Matter Out of Place (MOOP) from Black Rock City. That means we are ALL responsible for trash in Black Rock City, and every camp is responsible for its refuse. EVERYTHING you bring has potential to become trash: tent stakes, bottle caps, ashes, wood debris, orange peels, cigarette butts, pistachio shells, rope fibers, sequins—even abandoned bikes. Our Bureau of Land Management (BLM) permit allows for a very short time to restore the playa to its original condition, and we can only satisfy the BLM stipulations and pass inspections if all citizens share in the responsibility to line-sweep their camps and the city for MOOP. Also know that the BLM will enforce playa surface protection this year with the help of the Black Rock Rangers.

PREPARE TO LEAVE NO TRACE

There are things you can do in advance of your departure for Burning Man to start your LNT efforts off right and make LNT easier when you are on playa:

- ◆ Prepare BOTH a Leave No Trace plan AND a cleanup plan for your camp, so you can LNT as you go and have less to clean up and restore before you leave.
- ◆ Remove all excess packaging from everything you buy (food, supplies, tools) before you pack it.
- ◆ Don't bring glass containers of any kind — they can shatter. Metal bottles and plates work well.
- ◆ Smokers: make a portable ashtray (a mint tin, for instance) to collect your cigarette butts and ashes.
- ◆ Bring extra tarps to put under MOOP-heavy areas like your kitchen, construction areas and workspaces.
- ◆ Bring cardboard, a tarp, or pan to place under your vehicle's oil pan to collect any drippings.
- ◆ Bring rope or tie-downs to secure everything in your camp, and to securely strap down your load on top of your vehicle.
- ◆ Pack some work gloves to help you pick up the sharp bits, and a magnet rake to help pick up metal.
- ◆ Bring an easy-to-carry mug to use at the Café.
- ◆ Leave anything at home (living or dead) that will break up and blow away in the wind. Plants are not allowed, as they die and make a mess — use artificial ones instead. Don't bring loose glitter, feather boas, Astroturf, styrofoam coolers, plastic bags, sheets of paper, string, disposable drink cups, hay bales, straw, gravel—they can blow away in the wind or turn into MOOPY messes before you know it.
- ◆ Don't bring large or public swimming pools or public showers. All that water creates a huge mess that needs to be cleaned up and poses public health issues.
- ◆ Learn how to make an evaporation device (see www.evapotrons.info for some great ideas) and properly dispose of your grey water.

LEAVE NO TRACE ON PLAYA

- ▶ **Never let it hit the ground and clean as you go.** MOOP attracts more MOOP. When you see trash on the ground in BRC, pick it up and take it with you – you won't see it later as layers of dust accumulate.
- ▶ **Weight it down.** Put a weight on or tie down anything that can blow away.
- ▶ **Smokers:** Carry a portable ashtray (such as a mint tin) with you at all times, or put butts in your pocket. NEVER, EVER drop butts on the playa or in public areas like the Café or porta-potties. Help keep cigarette butts from being one of the top MOOP items!
- ▶ **If it wasn't made by your body, don't put it in the potty.** No tampons, trash, cigarette butts, etc. One ply toilet paper ONLY.
- ▶ **Bring tarps or drop cloths** to place under all firewood, construction areas, kitchens and other areas with small and potentially loose materials. Put weighted cardboard, a pan, or secured tarp under your vehicle to catch any fluids that may leak.
- ▶ **Bring your own mug** to the Center Camp Café for coffee and tea. If you bring your own bottled or canned beverages to the Café, please take the drink containers back to your camp or visit Recycle Camp where you can recycle your aluminum cans. There are no trash cans provided in BRC, including in the Café.
- ▶ **Do not dump grey water onto the playa.** See the Burning Man website for collection, treatment, and disposal alternatives, and page 19 for places to take your grey water after the event.
- ▶ **If you have an RV** be sure to bring a five gallon bucket to catch any grey or black water leaks from your plumbing.
- ▶ **Make a MOOP bucket.** Cut a 3" hole in the top of an empty plastic water jug, leaving the handle intact, to use for collecting and containing MOOP. For dust that has glass, wood chips, bark or anything too small to pick up, sweep it into a dust pan and deposit in a bucket for disposal at home.
- ▶ **Carry a MOOP bag.** Wherever you go, carry a small bag to collect any MOOP you find. Some customize their MOOP bags to make them a part of their playa wear.
- ▶ **Burn Barrel Ashes.** If you plan to use a burn barrel, bring a shovel and metal containers to scoop up and remove any ashes. Remember that all burn barrels must be elevated 10" off the playa surface to prevent burn scars.

BEFORE YOU LEAVE BLACK ROCK CITY

- ▶ **Line-sweep your camp.** Walk shoulder-to-shoulder with your campmates and clean your campsite in a grid pattern. Pick up EVERYTHING. Use a magnet bar or rake to go over your entire camp and conduct a final MOOP line-sweep to inspect your space.
- ▶ **Community Clean-Up.** You are asked to join your neighbors on Sunday and Monday after the burn for two hours of MOOPing Black Rock City in addition to your own camp clean up—pick a well-traveled area. If you need, the Earth Guardians in Center Camp can help direct you to a specific cleanup project.
- ▶ **Sort your trash and recycling** for easy drop off at collection centers on your way home. See page 19.
- ▶ **Secure and cover your load!** Pack carefully and make sure your trash and other items do not come loose on the ride home and litter our highways.

ON YOUR WAY HOME

- ▶ Leave No Trace does NOT end when you hit the pavement. DO NOT dump your trash ANYWHERE in neighboring communities that is not a designated dumping spot. A list of places for your waste and recycling can be found on page 19.
- ▶ Stop periodically and check to make sure your vehicle's load is secured and hasn't loosened in the wind.

WOOD CHIPS
MAKE THE
WORST MOOP!

BURNING YOUR ART


If you plan to burn your art, you must do so in a way that doesn't leave burn scars on the playa floor. A burn scar is a discoloration of the surface soil caused by chemical changes in the minerals due to contact with fire. They can last for many years and over time they form bumps, which are hazardous to vehicles. The BLM will issue citations for burning anything directly on the playa surface. To learn how to prevent burn scars, visit www.burningman.com/installations/burn_scar_prevention.html.

DIGGING HOLES

Do not excavate holes in the playa larger than six inches in diameter and two feet deep for ANY purpose. Larger holes easily erode within a year's time, even when carefully backfilled, leaving a visible mark and creating a serious safety hazard to drivers throughout the rest of the year. When digging, it is best to use an auger or a posthole digger, NOT a shovel. Bag the dirt you are removing so that it doesn't blow away in the wind. Refill the hole by carefully tamping the soil back into place (an inverted sledgehammer works well). Repeat this process every few inches while dampening the soil.

HISTORICAL ARTIFACTS

The collection, excavation or vandalism of archaeological artifacts is prohibited on public lands. If you find something that appears to be an authentic artifact, contact a Black Rock Ranger. If you are curious about the many Native American and pioneer historical sites in the surrounding Black Rock Desert Region, please contact the Oregon California Trail Association (www.octa-trails.org) and join an organized exploration.



YOUR SURVIVAL IN BLACK ROCK CITY

THE ELEMENTS

ACCLIMATION - BEATING THE HEAT (AND COLD)

The Black Rock Desert is a thoroughly flat, prehistoric lakebed, composed of a hardpan alkali, ringed by majestic mountains. Daytime temperatures routinely exceed 100°F and the humidity is extremely low, which rapidly and continually wicks the moisture from your body. Because the atmosphere is so dry you may not feel particularly warm, but you'll be steadily drying up. Sunscreen, lip balm and lotion are your best friends on the playa. At nearly 4,000 feet above sea level, the atmosphere provides much less filtering of the sunlight that causes sunburn. As a result, you will burn much faster and more severely than at lower elevations. Put on sunscreen every morning and repeat as needed during the day.

It takes nearly everyone a day or so to adjust to the desert climate. Don't be surprised if you spend your first day feeling a bit queasy and cranky. Begin drinking more water as you approach the desert. To stay healthy and enjoy the week, drink water all the time whether you think you need it or not. Drinking up to one gallon of water per person per day is a reasonable rule of thumb.

Remember to eat salty foods to prevent electrolyte imbalance. Users of alcohol, caffeine or other drugs are particularly at risk for dehydration, and should pay careful attention to their water intake. Dehydration can cause headaches, stomach cramps, abdominal pains, constipation, flu-like symptoms, and mood swings. It exacerbates both heat-related and cold-related conditions (i.e. heat exhaustion and hypothermia), and makes it difficult for the body to mend itself. If someone you know complains of these symptoms, or shows signs of either severe overheating or (worse) a case of chills under the midday sun, get them to shade immediately and seek prompt medical help. In case of emergency, go to the Medical Clinic at Esplanade & 5:15 or an Emergency Services Station near the Civic Plazas. Medical staff are always on duty and emergency evacuation is available.

Make sure you bring some kind of shade for your camp and try to lie low during the hottest part of the day (save your strength for the night). Use sunscreen, sunglasses, a hat, and water. If you don't take a few basic steps to protect yourself, the desert's midday sun will cook you in no time. However, when the sun drops over the horizon, temperatures can quickly plummet fifty degrees. Overnight lows in the 40s can seem exceptionally cold after extensive daytime sun, so you'll want to bring warm clothing, and a good sleeping bag as well.

WHAT YOU NEED TO KNOW ABOUT STORMS

The playa can be subject to sudden bouts of fierce, unpredictable weather. Storm cells, fed by rising thermals that stream upward from the surrounding mountains, may arise in the late afternoon or evening and bring high winds, lightning and (sometimes) rain into camp. Likewise, dust storms can prowl the playa in packs or sweep in a broad front across the plain. Dust storms can produce instant "white outs" but are usually over quickly.

Long, sustained rainfall – or prolonged white out conditions – are unlikely; however, you will want to come to the event mentally and physically prepared for such occurrences.

- ◆ DO NOT DRIVE your vehicle in a storm.
- ◆ Relax and wait until conditions change.
- ◆ Bring an extensive first aid kit.
- ◆ Bring a battery-powered radio and tune into BMIR, 94.5 FM.

WHITE OUT CONDITIONS

- ◆ Seek immediate shelter and stay there. (White outs are why goggles are great!)
- ◆ If you are caught outside of shelter during this condition, simply sit down; cover your face with your shirt and wait. It is helpful to carry a dust mask with you at all times.
- ◆ Be on alert for moving vehicles.
- ◆ If you are in a vehicle, STOP and wait for the air to clear. You will not be able to see where you are going and could hurt yourself or others.

IN THE EVENT OF RAIN

- ◆ DO NOT DRIVE your vehicle. You will become stuck and tear up the playa surface.
- ◆ Remain where you are.
- ◆ Do not ride your bike. Carry your bike; playa mud clogs wheels and gears in just a few feet.

WATER

Burning Man DOES NOT provide water. You must bring your own. You should bring 1.5 gallons of water per person per day for drinking, washing and cleaning. Always carry a full water bottle when you leave camp. Public pools and showers are not permitted. Water for private use that entails full body contact or consumption must be potable and come from Nevada State Health Division approved water sources. If you have any questions, contact the Nevada State Health Division: 775-623-6588.

COMMON INJURIES

According to our medical staff, the most common problems are dehydration and lacerations from stepping or tripping on unprotected rebar or tent stakes. Please avoid injury and act responsibly.

LIGHTING YOURSELF

The Black Rock Desert is dark at night, and it's very easy to run into people or things you can't see, like unlit art installations or bikes. Do your part for your safety and the safety of others: light yourself, your bike, your art, and your belongings WELL, front and back. Consider a good LED headlamp, LED blinky lights, or EL wire. Weak glow sticks and bracelets DON'T cut it and become instant trash and potential MOOP.



PERSONAL SURVIVAL CHECKLIST

YOU MUST BRING

- ◆ Your ticket, or your photo ID and confirmation number if you are picking up your ticket at Will Call
- ◆ 1.5 gallons of water per person per day for drinking, washing, and cooking
- ◆ A reusable water bottle to keep with you at all times
- ◆ Adequate food & beverages for those in your group
- ◆ An extensive first-aid kit
- ◆ Warm clothing for evenings—this is a desert at 4,000 feet elevation and it can get cold at night
- ◆ A good camp tent or other shelter and warm sleeping bags and bedding. The winds can exceed 75 MPH, and the midday temperature can exceed 100°F. Evening temperatures can be in the 40s
- ◆ Particle/dust mask (dust storms are common)
- ◆ Goggles to protect eyes during dust storms
- ◆ Garbage and recycling bags, and tools to clean up your camp site (rakes, magnets, gloves, etc.)
- ◆ Rope or tie-down straps—one way or another, you'll need them.
- ◆ Duct tape—you'll find a need for it, guaranteed.
- ◆ Any required prescriptions, contact lens supplies (disposables work great), or anything else you need to maintain your health and comfort in a remote area with no services
- ◆ Flashlights and spare batteries (headlamps are useful) so as to see and be seen at night
- ◆ Sunscreen/sunblock & sunglasses
- ◆ Portable ashtrays (e.g. mint tin that closes securely)
- ◆ Fire extinguishers to protect your camp and property, and if you plan to burn your art
- ◆ Common sense, an open mind, a sense of humor and a positive attitude

STRONGLY SUGGESTED YOU BRING


- ◆ Shade structures, umbrellas, parasols, sheets; something to break the midday sun
- ◆ A wide brim hat (a chinstrap is useful in the wind)
- ◆ A cooking stove if you expect to heat food or liquid
- ◆ A bicycle (mountain bike or cruisers with balloon tires are best)
- ◆ Lights for your bike and your person for safe nighttime travel
- ◆ A bike lock. Also, tag your bike with name, playa address, email address, and contact info
- ◆ Bicycle tire repair kit, pump, spare parts and extra tubes
- ◆ Portable shower with a drain system to collect & manage grey water
- ◆ Earplugs (Not everyone will want to sleep when you do!)
- ◆ Watertight protective bags (e.g. heavy zip-type) for cameras or electronic gear. These are also useful for organizing your stuff and keeping stuff dust-free until you are ready to use it.
- ◆ Lotion & lip balm to treat dry, cracked skin
- ◆ Costumes, musical instruments, props, banners, signs, and anything that might make the experience more fun for you and your playa neighbors
- ◆ A battery powered AM/ FM radio so you can stay informed and listen to BMIR radio
- ◆ Camp marker (flag, flasher, distinctive marking)
- ◆ 12" tent stakes (rebar is cheap and effective in high wind)
- ◆ Plastic bottles or tennis balls to top and protect dangerous rebar stakes
- ◆ Extra set of car keys (keys are easily lost and there is no locksmith in BRC!)



HOW TO BE A GOOD CITIZEN OF BLACK ROCK CITY

BATTEN DOWN YOUR CAMP

The wind in Black Rock City can whip up to high speeds exceeding 75 MPH in an instant, picking up everything that's not secured and hurtling it miles down the playa or smack into your neighbor — sleeping bags, chairs, card tables, empty ice chests, tents, you name it. Yes, really. So keep objects (any light paper or plastic products, clothing, tarps, everything) secure from the wind at all times.



NEVER LET IT HIT THE GROUND AND CLEAN AS YOU GO!

Try to position your tent and shade structures to present the smallest possible profile to the wind (prevailing south-southwest to north-northeast). Weight the interior corners of your tent; tent stakes that are 12-inches or longer are recommended. Lengths of rebar make excellent stakes, but all exposed ends must be capped (empty 1-liter plastic soda bottles will do the trick) or bent into a candy cane shape to prevent foot/leg injuries. Information on rebar and tips for its removal, is available in the Preparation section of the Burning Man website: www.burningman.com/preparation. Ropes or cables used to stabilize tents should be flagged, preferably with a white or reflective material. They can be hazardous at night.

COMMERCE & CONCESSIONS

The sale of products and services by participants is prohibited within our community. Bring what you need. The display of commercial logos and banners, or distribution of commercial promotional items or materials is prohibited. Sales of handmade items and food items "in order to cover costs of the trip" are not allowed. There is NO participant vending. Ask your neighbors if you need a specific item. Confront your own survival. This is not a consumer event. See page 4 for information on ice sales. Coffee drinks are sold at the Center Camp Café.

DOGS & OTHER ANIMALS

Burning Man is a no dog event. If you show up with your dog at the Burning Man Gate, you will not be admitted to the event. This restriction is for the well-being and safety of participants and their four-legged friends. You are strongly discouraged from bringing any animal with you—Burning Man is a loud, tumultuous, and scary place for ANY animal, and you'd be subjecting them to frequent explosions that could spook them badly and cause them to bolt. For questions please contact dogs@burningman.com. For questions during the event, contact Playa Info in Center Camp.

CHILDREN, FAMILIES & YOU

Burning Man is a family friendly event, and kids are an important part of our thriving culture. We encourage everyone to know where the kids camp, named "Kidsville", is located on the map. If you are not a family-friendly camp, please place yourself far away from it. If you are a family camp yourself, consider camping between 5:00 & 5:30. For more info, contact kids@burningman.com.

All parents are responsible for their children's safety and well being at all times. Parents not behaving responsibly with regard to their children may be asked to leave the event.

If a child goes missing or you encounter a lost child, alert a Black Rock Ranger immediately. If a child goes missing, the city is locked down until they are found. Always be respectful and aware of the presence of children in Black Rock City, and be considerate of their needs as valued members of our community.

PARTICIPATION & VOLUNTEERING

If you want to broaden your participation in the event through volunteering, there are ample opportunities. Visit the V-Spot adjacent to Playa Info in Center Camp to volunteer. Ours is a society of activists. When we see a job that needs to be done, we are inclined to roll up our sleeves and pitch in. Keep this in mind: there is no "they" in BRC. There is only "us." Burning Man is a 100% participant funded and staffed event. Sadly, there are always a few people who just don't "get it." These folks believe that the mystical "they" will appear to provide for their needs and clean up their mess. Help educate them. If you see someone acting irresponsibly, introduce yourself and speak up. Also, don't be a "participation snob." Just because someone isn't costumed or visibly participating doesn't mean they aren't contributing in a less obvious way.

BE CROWD-CONSCIOUS

For everybody's safety and sanity please do not bring bikes, chairs and large coolers to the larger burns. And be sure to take your bike home with you after the burn!

DON'T STEAL SIGNS

Emergency Services rely upon our street signs to navigate our city when responding to emergencies and participants count on them to help find their way around. All signs need to remain in place through the Temple burn on Sunday night.

RVS

You are welcome to bring a recreational vehicle. Be aware there is no dumping station and you are not allowed to dump on the playa. The BLM issues citations for the dumping or leaking of grey or black water on the playa. Be prepared to address leaks immediately with a bucket and a shovel. There is no location for scheduling RV servicing appointments. If you see a truck designated 'RV servicing', you can flag them down to make servicing arrangements. RV servicing will be available for a \$50 fee for trailers up to 24' long, and \$60 for one grey and one black tank for RVs that are 25'-35' long. Each additional or over-sized tank is \$30. Our pumping vendor only accepts cash so plan ahead. You must have a contact person to meet the pump-truck at your RV. Keep a space clear for the truck to access your RV, pump hoses cannot reach beyond 30'. Note: pumping services only include removal of grey and black water - servicing does not include a water fill. Use only one-ply toilet paper. Finally, be considerate of your neighbors when running your generator. For more information, visit the preparation section of the burning man website and read the RV survival tips: www.burningman.com/preparation/event_survival/rvs.html

PERSONAL USE VIDEO CAMERAS

Personal use video cameras will not receive a camera tag, but should still complete a Personal Use Agreement prior to use. Only professional media cameras carry tags. Visit Media Mecca to ask questions or learn more.

FREEDOM & THE MEDIA

The media are a part of our experience on playa. Freedom of the press dictates that we cannot exclude them, nor would we want to—they are our opportunity to affect the world by illustrating what we do together as a community. Given today's technology, everyone contributes to reporting and documenting; this is yet another form of self-expression. Burning Man does limit the number of professional/media video present at the event. Those approved to film will receive a specific camera tag, have been informed of our community expectations for filming, and are pledged not to interfere with your experience. However, you have ultimate responsibility for your image and should ask photographers or videographers how your image will be used. Should you feel that someone toting a camera is creating a nuisance, contact a Black Rock Ranger or Media Mecca.



PROTECTION OF ART

If you witness anyone vandalizing artwork, please ask them to stop. Inform a Black Rock Ranger if necessary. Don't burn anything that isn't yours. Don't burn or other people's artwork. If they want their art burned, they'll do it themselves and you can watch.

PROTECT YOURSELF & YOUR BELONGINGS

While Black Rock City is built on principles of community and cooperation, that doesn't mean citizens are protected from the actions of those with bad intentions. Maintain awareness of your personal safety at the event. Secure your valuables when away from camp, especially on Burn night. Consider locking valuables in your car (Tip: Make two spare door keys — hide one and carry one.) Introduce yourself to neighbors and your local Black Rock Rangers. Work together to keep your neighborhood secure. Let someone know where you're going if you wander off alone or with a new friend, and be sure to check in frequently. Make new friends, but be alert to the actions of those you meet. Be cautious about accepting drinks in open containers from strangers. Most importantly, use and trust your best instincts.

WASTE REDUCTION & RECYCLE RESOLUTIONS

Burning Man believes strongly in protecting the environment, and moving towards a sustainable event — and we need YOU to help make that happen. The Environment section of the Burning Man website is a treasure trove of helpful tips for creating a sensible, sustainable plan for your time on playa with tips on how to practice the 6 'R's: Rethink, Reduce, Reuse, Recycle, Respect & Restore! Visit www.burningman.com/environment to learn more.



RESPECTING PERSONAL BOUNDARIES

Black Rock City can be an erotically charged environment. Help prevent sexual harassment and assault while ensuring that sex-positive free expression thrives. No means no. Speak up for yourself and your personal boundaries. It is imperative to know and express your own sexual boundaries and to ask about and respect your partners' boundaries. As the Bureau of Erotic Discourse (B.E.D.) reminds us: Silence is not consent. Communication is the best lubricant! To find out more visit www.bureauofenticdiscourse.org.

YOUR ROLE IN BURNING MAN'S LONG TERM SURVIVAL

While there are practically an infinite number of things you CAN do in Black Rock City, there are some things you need permission or a permit to do, and there are a few things you CAN'T do because they could threaten the future of our event. As a good citizen of Black Rock City, we look to you to support the larger community and own your civic responsibility. By being aware of these challenges and helping to mitigate them you'll help keep Burning Man alive for years to come.

PORTA-POTTIES: If It Wasn't Made By Your Body, Don't Put It In The Potty

Portable toilets are provided and emptied regularly. Use these facilities only for their intended purpose, not for dumping garbage or grey water. Putting anything but human waste and one-ply toilet paper (2-ply is a BIG no-no) into the portable toilets makes pumping nearly impossible and threatens the survival of the event. **NO TAMPONS, TRASH OR WIPES** in the portable toilets. Put the lid down when you're done—it helps keep odors under control. Do not dump grey water in the potties: doing so will fill them up much faster than normal and result in disgusting toilets for everyone. For tips on dealing with grey water, see the Preparation section of the Burning Man website. Do not defecate on the playa; it is illegal and an unpleasant mess for everyone, especially for those who restore the playa after the event. Finally, if there is a truck servicing a bank of potties, make sure you aren't interfering with their job by using one of the potties—wait until they are finished. Our vendors work really hard so we can all enjoy Burning Man!

TRASH IN NEIGHBORING COMMUNITIES

We have very good relationships with the neighboring towns and communities, and we need to keep it that way. Every year the biggest complaint about Burning Man is the trash that flies off of vehicles in surrounding areas. Make sure you cover and secure your load to your car **REALLY WELL** so nothing flies off as you drive the highways, and **DO NOT** dump your trash or recycling **ANYWHERE** in our neighboring communities except in a designated dumping area. We've compiled a list of them on page 19. Leave No Trace doesn't end when you hit the pavement. If you see somebody dumping their waste somewhere they shouldn't, let them know where they **SHOULD** be dumping it. You can be fined up to \$1000 for illegal dumping.



DRIVING SAFETY ON PLAYA

With so many people at our event, uninhibited driving would be a huge safety hazard. Except for public agencies, specially marked Black Rock City department service vehicles, and vehicles licensed by the Department of Mutant Vehicles, **NO** cars, motorcycles, motor-scooters, ATVs, golf carts, or go-carts are allowed to drive in our city or on the open playa around it. Unless you're licensed to drive on playa be prepared to drive your vehicle to your campsite and leave it parked there for the duration of your stay at the event. The speed limit is 5 MPH at all times, anywhere in the city. Only board or disembark Mutant Vehicles when they are stopped.

BURN SCAR PREVENTION

Burning Man's ability to return to the Black Rock Desert year after year is directly dependent upon our ability to Leave No Trace—which includes burn scars. Volunteers have spent thousands of hours cleaning up burn scars from past Burning Man events, and continue to do so. It is your responsibility as a citizen to ensure no burn scars are left on the playa: **NEVER** start a fire directly on the playa surface. Not only will it create a burn scar, the BLM will issue citations for it. A fireplace, burn barrel or barbecue (in permitted areas only) may be used for small fires. Burn Barrels must be elevated 10" off the playa.

FIRE ART & FUEL STORAGE SAFETY

We love fire at Burning Man, and we must burn safely. Whether you are planning to have a fire barrel, burn your artwork, or incorporate flame effects into your artwork or Mutant Vehicle, you must follow our Fire Art Safety Guidelines, found here: www.burningman.com/installations/index_fire_art.html. All participants using combustible fuels in an art installation or storing fuel in camp must comply with best practices for storing and handling these materials, described here: www.burningman.com/installations/fuel_storage.html. Questions about fuel storage should be directed to: fuel-safety@burningman.com.

NOISE CONTROL & SOUND POLICY

Sound travels on the playa and not everyone will want to sleep when you do; this is the way it goes. The only reliable way to get a quiet, uninterrupted night's sleep is to bring ear plugs. If you use an amplified audio system at your camp the volume must be held to reasonable levels: a maximum power amplification of 300 watts, generating 90 decibels at 20 feet. Speakers must be elevated off the playa surface and be backed by a truck, RV or anything large and solid enough to prevent the sound from traveling backwards. If a problem with sound levels continues after sufficient requests and warnings, the source of power for such device or system will be disabled. Mutant Vehicles are subject to the Mutant Vehicle Sound Policy, and must cut their sound when approaching art installations and performances.

The hum of generators becomes annoying over a long period of time. Please keep your neighbors in mind. We recommend generators that are sound insulated, and/or enclosed in a wooden box. DO NOT dig a trench to sound-insulate your generator. Visit the Generators article on the website for more detailed information: www.burningman.com/preparation/event_survival/generators.html.

RENTAL TRUCKS & CORPORATE LOGOS

Corporate advertising is not allowed at Burning Man. Participants with rental trucks and RVs are strongly encouraged to cover or decorate prominent logos. The display or distribution of corporate banners, corporate logos, giveaway items, samples, and other promotional paraphernalia is strictly prohibited, as are product photo shoots and other commercial product placement.

HOT SPRINGS

Our numbers have grown and, with that, the potential for strain on the surrounding environment has increased. During Burning Man, BLM stipulations forbid participants from using the local hot springs, some of which are lethally hot. A special environmental team of Earth Guardians working with the BLM will be assigned to patrol and protect these fragile resources. Email earthguardians@burningman.com for more information.

BURNING ETIQUETTE

The burning of public structures, such as lampposts or bulletin boards, is prohibited. Likewise, the burning of other people's artwork is forbidden. Individual artists have the sole right to burn their own creation, subject to burn guidelines.

SERVING FOOD

As Black Rock City is an actual city, gifting food or fresh juices to the public, or running a kitchen serving 125 persons or more (whether public or private) requires a permit from the Nevada State Health Division. Visit health.nv.gov/BFHS_EHS.htm, and see "Temporary Food Information for Burning Man." You don't need a permit for bar ice, but your ice must come from a source approved by the Health Division, like local stores or our ice sales. If you have questions on playa, representatives from the Nevada State Health Division will be available at Playa Info during limited hours – ask at Playa Info for their schedule.

BE RESPECTFUL OF OUR NEIGHBORS

With more than 60,000 people traveling through these normally quiet towns we have a significant impact on the communities surrounding Burning Man. Continuing our positive relationship with our neighbors ensures the future of the Burning Man event. DRIVE SLOWLY. Life moves at a slower pace in Black Rock country. Local merchants may be unaccustomed to crowds of customers and it's important to remember that you are an ambassador of Burning Man. Be courteous and patient, dress appropriately and do not impart a party atmosphere. We are guests here. Be courteous and friendly to all local residents and be sure to Leave No Trace.

PYRAMID LAKE PAIUTE TRIBE

On your way to Burning Man on Hwy 447 you will drive through the Pyramid Lake Paiute Tribal reservation. Drive slowly—speed limits are strictly enforced. Please be respectful, not only is Pyramid Lake home to two types of endangered fish, but the lake is also considered to be sacred. You must obtain a permit to swim in or camp around Pyramid Lake. Day use permits are only \$6 and camping permits are \$9 per day. The I-80 Smoke Shop in Wadsworth is the most convenient location for northbound Burners to purchase a permit. Permits are available in other Nevada towns including Reno, Sparks, Fernley, Nixon, and Sutcliffe. Please read Travel Info in the Preparation section of the Burning Man website for specific locations: www.burningman.com/preparation/travel_info/pyramid_lake.html. For more information about the Paiute tribe and their land, please visit www.plpt.nsn.us. There are limited services for the 76 miles between Wadsworth and Empire. This means no reliable access to gas and no water.

Members of the Pyramid Lake Paiute tribe offer services to our participants along the way, such as car washes, Indian tacos, food drives and trash collection. All vendors are required to register with the tribal government. There are also two stores with gas stations on tribal lands. In past years these stores and gas stations have been open 24 hours during the opening and closing days of the event. Please do support the Pyramid Lake community. To learn more about the area and the Paiute tribe, visit the Pyramid Lake Museum and Visitor's Center, located at 709 State Street in Nixon, to learn more about the area and the Paiute tribe.

GERLACH & EMPIRE

The citizens of Gerlach and Empire (the nearest towns to BRC) welcome us; please be considerate of them in return. Drive slowly and don't block driveways or streets if you need to park. Should you need last minute supplies these two towns have a gas station, a market, and several street vendors. Be aware that pulling over to patronize these businesses can cause major traffic issues and you are encouraged to plan ahead and fill your tank and do all of your shopping before you get to Gerlach. DO NOT replenish your water supply from a private local spigot. Water is precious in the desert, and this water belongs to local residents. And don't forget: Leave No Trace!

LAW ENFORCEMENT

AT BURNING MAN & THE SURROUNDING AREAS

COMMUNITY RESOURCES



Members of our own volunteer organization, the Black Rock Rangers, wear khaki attire with the familiar Burning Man logo on their chests, backs, and on their vehicles. They are not law enforcement and do not directly engage with violations of the law. They engage with issues of Burning Man community norms and rules and are empowered by the Burning Man community and the Burning Man organizers to address safety concerns, mediate disputes, and resolve conflicts that cannot be resolved by the persons involved. They are members of our community. You should feel free to request their assistance at any time. You can find Ranger headquarters in Center Camp or the outposts in both the 3 & 9:00 plazas.



Members of Burning Man's Black Rock City Emergency Services Department wear yellow uniforms that are labeled "Emergency Services" and feature the Burning Man logo on their uniforms and vehicles. They provide Black Rock City with fire fighting, emergency medical, and mental health services. They are not part of any law enforcement or other outside agency. The Medical Clinic is on Esplanade & 5:15 and Emergency Services Stations are near the 3 & 9:00 Civic Plazas.

LAW ENFORCEMENT FEEDBACK FORMS

The Burning Man organization wants to know about your significant interactions with the law enforcement agencies that work at our event. If you have any feedback (including positive!) please fill out a Law Enforcement Feedback Form at our Black Rock Ranger headquarters in Center Camp or the outposts in the 3 & 9:00 Plazas. Your feedback helps us to continually improve how we work together with Law Enforcement to ensure the safety of our event. Be sure to fill out the form completely and truthfully. Include the officer's name, agency, vehicle license number, badge number, time of day, details of the event, and the names of any witnesses. Be careful to avoid hearsay and accusations that can't be substantiated. Turn the form in to the Black Rock Rangers headquarters as soon as possible. Please don't provide critical feedback about Law Enforcement if you were simply caught breaking a law. You can also stop by Playa Info to share your experience with volunteers from the American Civil Liberties Union (ACLU).

PUBLIC AGENCIES THAT PATROL THE EVENT

Several public agencies are on site to help enforce local and state laws.

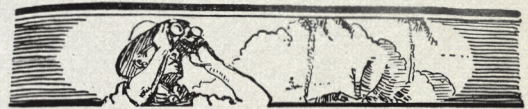


The Bureau of Land Management (BLM) Rangers typically wear tan pants and short-sleeved shirts with this logo on their sleeves. They patrol throughout Black Rock City and the surrounding Black Rock Desert.

The Nevada State Health Division seeks to protect the health of our citizens and prevent foodborne epidemics. Please cooperate with their lawful inspections of all public food preparation sites at our event.

It is not the mission of these agencies to police your lifestyle or inhibit self-expression. They fulfill the same function as the police in any city. In the past, they have conducted search and rescue missions and assisted us in evictions. It is also their duty to respond to any infraction of the law that is brought to their attention or is in plain view. The Nevada State Health Division seeks to protect the health of our citizens and prevent foodborne epidemics. Please cooperate with their lawful inspections of all public food preparation sites at our event.

PUBLIC & PRIVATE: YOUR RIGHT TO PRIVACY



DISCLAIMER: This Survival Guide provides information about laws applicable to activities within the Black Rock Desert in the State of Nevada. But legal information is not legal advice, which is an interpretation of the applicable law to specific circumstances. Although the authors of the Survival Guide strive to ensure the accuracy and usefulness of the information here, you should consult a lawyer if you want legal advice about a particular legal question or issue you may have. You can also stop by Playa Info to learn more from the volunteers from the ACLU.

In Black Rock City, many distinctions between what is private and what is public tend to soften and disappear. However, Black Rock City is also subject to county, state, and federal laws. If you violate these laws you may be subject to arrest or citation.

THIS COULD BE THE MOST
IMPORTANT READING YOU DO BEFORE
ARRIVING IN BLACK ROCK CITY

WHAT IS ILLEGAL?

Even though Black Rock City is in a remote environment, federal, state, and local laws remain in effect. The following are just some of the laws you should be aware of:

- ◆ The use and possession of illegal drugs are violations of the law. You will receive a citation if BLM Rangers see you doing drugs and/or have drug paraphernalia on you. Medical marijuana cards are not recognized by the federal government, and the State of Nevada does not recognize medical marijuana cards from other states. Medical marijuana is only legal in a handful of states. Possession of marijuana is a federal infraction in the Black Rock Desert. Having a medical marijuana card is not a defense. **BE FOREWARNED!**
- ◆ The possession of any illegal drug with intent to distribute is a more serious felony offense in all jurisdictions. The possession of large quantities or a variety of drugs may be interpreted as evidence of intent to distribute. Possession of drug paraphernalia with the intent to use it to ingest a controlled substance is a violation of the law. Giving illegal substances to someone else could rise to the level of drug trafficking.
- ◆ Serving alcohol to minors is illegal. If your theme camp has a bar where alcoholic drinks are gifted, the person serving alcohol must check that any person being served is over 21. It is a State and local offense for anyone under 21 to consume alcoholic beverages or to pass themselves off as being of age. It is a violation of Pershing County law for minors to even possess alcoholic beverages. Driving Under the Influence (DUI) is a violation of the law. Nevada's blood alcohol limit (BAC) is .08 for drivers 21 years of age and older, and .02 for drivers under 21.
- ◆ Any act of assault or theft is a violation of the law, and may be cited as a felony federal offense.
- ◆ The discharge of unauthorized fireworks is a violation of federal, state, and county laws. Some Native American reservations in Nevada allow the sale and use of fireworks that are NOT legal in the jurisdictions surrounding the reservations. **THE POSSESSION OR USE OF FIREWORKS IS ILLEGAL OUTSIDE OF THE RESERVATION**, even if they were purchased legally on the reservation.
- ◆ Firearms are prohibited at the event.

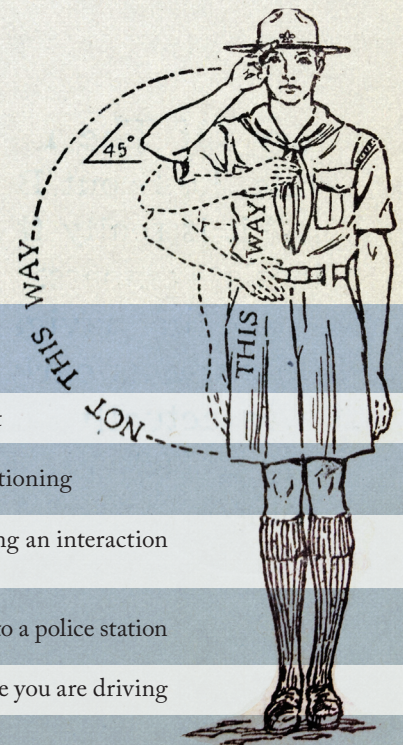
HOW TO BEHAVE WITH LAW ENFORCEMENT

Law enforcement officers have a difficult yet important job, both on and off the playa. Please respect the valuable work that they do. It is the duty of all law enforcement personnel to enforce the law. Any illegal action witnessed by the police can lead to a citation or your arrest. Your best protection is to obey the law. However, everyone has a right to courteous, respectful and legally correct treatment by police officers. Visit www.burningman.com/preparation/event_survival/law_enforcement.html for extensive and invaluable information about these critically important topics:

- ◆ how to behave with law enforcement
- ◆ what to do if you're stopped for questioning
- ◆ what to do if you're a bystander during an interaction with law enforcement
- ◆ what to do if you're arrested or taken to a police station
- ◆ what to do if the police stop you while you are driving

LAWS SPECIFIC TO BLACK ROCK CITY

- ◆ Light your Mutant Vehicle: BLM regulations require that all motorized vehicles driven at night, including art cars, motor scooters and go-peds have front and rear lights. All drivers must have their driver's license on them when operating any vehicle.
- ◆ Defecation on the playa is forbidden. This is not only disgusting and a health hazard, but is also a violation of federal regulations. You may be issued a ticket that will cost you \$125 or more.
- ◆ You may only come into and out of the event site through the Gate. Prior to the event, the Bureau of Land Management issues a federal closure order, creating a closed zone around BRC to ensure the safety of participants and users of the Black Rock Desert. It is a violation of the closure order to enter the closed zone except at the main Gate, as is driving outside of Black Rock City in an area adjacent to its boundaries. These violations usually occur when would-be participants try to break through our city boundaries or when people attempt to avoid traffic at the conclusion of the event. **PROPER USE OF THE MAIN GATE FOR EXIT PURPOSES WILL BE STRICTLY ENFORCED BY LAW ENFORCEMENT DURING EXODUS ON SUNDAY AND MONDAY.**
- ◆ Violating posted speed limits or boundary signs on the playa may result in a moving violation that imposes a \$250 fine.
- ◆ Hiking in or through the closure zone is highly discouraged. Those on foot in this area should be prepared to show a ticket stub or risk citation by law enforcement.
- ◆ Using area hot springs during the event is also a violation of the closure order.



TRANSPORTATION & TRAFFIC

GETTING TO AND FROM BLACK ROCK CITY

THERE ARE LIMITED SERVICES FOR THE 76 MILES BETWEEN WADSWORTH AND EMPIRE. THIS MEANS **NO RELIABLE ACCESS TO GAS AND NO WATER AND YOU'LL NEED TO PLAN ACCORDINGLY.**

TRAVEL TIPS & REMINDERS

Many of the motorists traveling to the Black Rock Desert will travel on Interstate 80 until they reach the Wadsworth exit. The roadway from Wadsworth to the Black Rock Desert (Hwy 447) is very different from I-80. I-80 is designed to accommodate several thousand vehicles per hour. Hwy 447 is a two-lane road without wide paved shoulders, signs indicating rest areas, or pull-outs like a major highway. Hwy 447 has many blind curves, grades, open range areas, and soft sand roadway shoulders.

- ◆ Use the Wadsworth or Nixon gas stations' rest areas (and fill up your gas tank) before traveling north to the event. This will help reduce the need to stop alongside the road and the potential of getting stuck in the soft sand shoulder (this occurs often).
- ◆ This is open range area. "Open range" means there are no fences bordering the roadway, so cattle explore the range freely. After dark the cattle are often drawn to the road to soak up the warmth retained in the asphalt. Cows are worth over \$500 each to a farmer, rancher, or the Native American tribe in the area. Hitting a cow is no fun, as anyone who's done so can tell you. Be safe, and smart. Travel the speed limit at all times, but do so particularly in areas indicating an open range. Outside of towns, be prepared to share the road with livestock and wildlife.
- ◆ There is an overabundance of jackrabbits in the area, and they are suicidal. It is not worth jeopardizing your safety to swerve in an attempt to avoid them.
- ◆ If you do need to pull over, look for a wide open area that doesn't have steep shoulders bordering the highway. The area needs to be large enough to get your vehicle completely off the highway, so as not to create a traffic hazard.
- ◆ Avoid pulling over near curves and grades. These areas can be extremely dangerous for you and other motorists when attempting to re-enter the roadway. Approaching motorists are often unable to see you and are usually traveling at or near 70 MPH as they approach your vehicle.
- ◆ Make sure to pay attention to the roadway and obey all traffic laws. Buckle up. Drive safely.

- ◆ The state highway leading to Gerlach (the closest settlement to Black Rock City) and all other roads in the area are patrolled by the Nevada Highway Patrol. Observe posted speed limits. Local kids and pets play in the road. **BE CAREFUL!**

- ◆ If stopped for speeding on tribal lands (Nixon and Wadsworth) be prepared to post a fine immediately.

- ◆ Most vehicle accidents in which participants are injured occur on Hwys 447 & 34 on the final approach to Black Rock City. It is sadly ironic that people have often made it across the country only to have a serious injury in the last few miles. Please be cautious. Tired? Stop to rest!

- ◆ Stop and look carefully at all train crossings. Estimating the speed of trains is misleading in the broad desert expanse. Always wait for oncoming train to pass before crossing railroad tracks.

- ◆ Be advised that law enforcement has been known to search vehicles. Do not park alongside Hwy 34. The county sheriff will ticket any vehicles that are parked by the roadside. The road to our encampment is your only access to Black Rock City. There are no other routes.

- ◆ The Bureau of Land Management declares an off-road closure throughout a two-mile area around our city. It will be patrolled by law enforcement agencies. Anyone attempting to enter the playa offroad will be subject to substantial fines. Furthermore, the margins of the lakebed are saturated with water. You will get stuck. Mired vehicles may remain stranded for days or weeks.

LOAD YOUR VEHICLE SAFELY!

Loading your vehicle properly, whether it is a car, truck, trailer, motor home, or anything towed, will make your trip safer and less stressful. By applying some simple precautions, your load can be made safe.

- ◆ Never exceed the load capacity or the towing capacity of the vehicle or trailer. Check the recommended (not the maximum) weights for your vehicles and do not exceed them.

- ◆ When towing a trailer, don't exceed the weight recommendations for the trailer and hitch.

- ◆ Load your vehicle safely. Heavy items should be located low, centered, and over or between the axles. For trailers, load the heaviest items toward the front. Secure your load with straps or rope.

- ◆ Cover your load with a tarp whenever possible.

- ◆ Make sure that the brakes and lights work on your vehicle and any trailer you're towing. Always use safety chains, installed between your trailer and the tow vehicle.

- ◆ Do not overload the roof or roof rack on your vehicle. Large or bulky objects, even if they are lightweight, can make driving dangerous in cross winds. They may loosen and fall off. An extraordinary number of full trash bags are found along the roadside after Burning Man. The only reasonable explanation is poorly secured loads.


- ◆ Emergency Road or Lockout Services: check for availability through Playa Info during their daylight hours of operation, or Ranger HQ/Outposts after hours. You may need to take the shuttle into town if the resources are not available on playa.

Thanks to the Nevada Highway Patrol, Washoe County Sheriff's Office and the Pyramid Lake Paiute Tribal Reservation for their contribution to these advisories!

VEHICLE MAINTENANCE

Many mechanical problems that leave participants stranded can be avoided with a little extra preparation before leaving. There are several things to keep in mind when preparing your vehicle. You are traveling to the Nevada desert in August. Temperatures can reach well above 100°F during the day. Your vehicle is going to be loaded with extra weight from the gear that you will be taking to the event. Check your vehicle's tires and air pressure after loading your vehicle. Before leaving for the Black Rock Desert, you should follow these tips below to ensure your vehicle is ready for the trip.

HAVE YOUR LOCAL MECHANIC INSPECT YOUR: RADIATOR, TIRES (INCLUDING YOUR SPARE), BELTS, BRAKES, HOSES, LIGHTS AND FLUIDS.



PACK IT OUT

WHERE TO TAKE WASTE & RECYCLING AFTER THE EVENT

DO NOT discard refuse along the highway, in neighboring towns or rest areas, or behind private businesses. Pack your load securely. (For more information see Travel Tips on page 18.) In the event you have to portage garbage on top of your vehicle, make sure it is double bagged and strapped down securely. Several public landfills are located conveniently nearby. **DO NOT** dump trash at the westbound I-80 Wadsworth rest area or in the dumpsters of private businesses. This reflects poorly on our community. This year the Nevada Highway Patrol may issue littering tickets to anyone placing trash on the ground. In addition to being extremely detrimental to our ongoing relationships with local communities, there is a \$1000 fine for littering.

EXODUS TRASH & RECYCLING NETWORK

Saturday, August 31 – Wednesday, September 4. **OPEN 24 HOURS!**

There are several convenient 24-hour trash and recycling centers along all Exodus routes. Recycling is free and trash disposal is approximately \$5 per 35-gallon trash bag. Human and other hazardous waste is not permitted.

Accepted Recyclables: Bicycles, plastics (SPI 1-5), glass, all metals, paper, cardboard, plastic bags, household batteries (rechargeable and disposable), and non-perishable food and water. Please have your recyclables as clean as possible, sorted and de-bagged before depositing into the appropriate containers. Please deposit trash separately into appropriate dumpsters.

DROP-OFF

TO THE SOUTH, EAST, & WEST

Pyramid Lake Paiute Tribe Transfer Station

1299 Washeim St, State Route 447, Wadsworth, NV, 775 575-0707 (north of Wadsworth)

Save Mart Supermarkets

- 525 Keystone Avenue, Reno, NV, 775-786-2150
- 9750 Pyramid Lake Highway, Sparks, NV, 775-425-2700
- 565 East Prater Way, Sparks, NV, 775-359-9060
- 195 West Plumb Lane, Reno, NV, 775-786-0138 (back of store)

Whole Foods Market 6139 South Virginia St., Reno, NV, 775-852-8023

TO THE NORTH...


The Cedarville Collective (at Rabbit Traxx Store)

580 Patterson Way, Cedarville, CA, 530-279-2022

All proceeds remaining after covering operational expenses will be donated to help support new Black Rock Solar installations or other local community programs in the region. Non-perishable food and water will be donated to local Food Banks, and bicycles will be donated to local bike programs to support kids in need. Your participation in the sixth year of this multi-community project is greatly appreciated!

OTHER PLACES FOR TRASH

Waste Management Lockwood Landfill 2401 Canyon Way, Lockwood, NV, 775-342-0401. 8:00am to 4:30p.m.. Closed weekends and Labor Day. \$7.50 per cubic yard, \$19 minimum.



Waste Management - Reno Transfer Station 1390 East Commercial Row, Reno, NV, 775-329-8822. 8 a.m. to 5 p.m. Monday to Friday, 7 a.m. to 5 p.m. on weekends and Labor Day. \$7.50 per cubic yard, \$19 minimum.

OTHER PLACES FOR RECYCLING

WASTE MANAGEMENT: RSW RECYCLING RENO: 1100 East Commercial Row, Reno, NV, 775-326-2383. Open 8 a.m. to 4:30 p.m., Monday to Friday. Bins available 24 hours on weekends and Labor Day.

RSW RECYCLING: 1451 East Greg Street, Sparks, NV, 775-326-2383 Open 8 a.m. to 4:30 p.m., Monday to Friday. Closed weekends and Labor Day.

For more options you can look up recycling and salvage centers along your route home by entering your zip code at: www.earth911.org/master.asp

WHERE TO DUMP RV & GREY WATER

Contact locations directly before the event for charges, hours, possible after-hours appointments, and dump capacity.

I-80 Smokeshop & Campground: 1000 Smoke Shop Circle, Wadsworth, NV, 775-575-2185

Pyramid Lake Marina & Campground: 2500 Lakeview Drive, Sutcliffe, NV, 775-476-1155

Love's: 825 Commerce Center Drive, Fernley, NV, 775-575-2200

Golden Gate Petroleum: 1055 South Rock Blvd, Sparks, NV, 775-358-7400

TA Travel Center: 815 Nichols Blvd, Sparks, NV, 775-359-0550

Reno Boomtown KOA: 2100 West Garson Rd., Verdi, NV, 775-345-2444

Terribles Gold Ranch RV: 320 Gold Ranch Road, Verdi, NV, 775-345-6789

Suly's RV Park: 602 South East Street, Alturas, CA, 775-233-5347

Larger camps should consider setting up a contract with United Site Services to collect their greywater in BRC. With 30 days notice, they can also provide and pick up a collection tank for you at your camp.

GOT WOOD?

Does your camp have usable lumber left over that you don't need? Donate lumber that you can't take home and don't want to burn! Read the Tip Sheet you receive upon entry to the city and listen to BMIR (94.5 FM) for details on when and where you can drop it off at the end of the event. Visit the V-Spot adjacent to Playa Info for information on volunteering as a lumber sorter!

MAP & DIRECTIONS TO BURNING MAN

FROM THE NORTH

From US 395 in the northeast corner of California, go east on Hwy 299 and proceed 25 miles to downtown Cedarville. This is the last opportunity to fill up on gas, supplies, and services for 84 miles. From there go south onto Hwy 447 and proceed 84 miles to Gerlach.

FROM THE SOUTH

Visit: www.burningman.com/preparation/travel_info/la_to_brc.html

FROM THE WEST

From Reno, Nevada, take Hwy I-80 east for approximately 25 miles. Take the Wadsworth/ Pyramid Lake Exit #43 to Hwy 447. Go north one mile to Wadsworth and turn left, staying on Hwy 447. It's 75 miles to Empire where gas and supplies are available. Continue 3 miles on Hwy 447 to Gerlach where gas is also available.

FROM THE EAST

From Winnemucca, there is one option: I-80 is the primary route to follow for 130 miles to exit #43, then follow the same directions as above from Reno.

The other route, Jungo Road, visible on a map, is a very rough dirt road with easy-to-miss turns, mining vehicles, a couple of treacherous dips and is likely to cause a flat if not worse. Please don't try this route.

GERLACH TO BLACK ROCK CITY

From Gerlach, go northwest on Hwy 447 for one mile to the fork. Take the right-hand fork, Hwy 34, and continue eight miles to the Burning Man entrance. You will see signs marking our entrance. Note: The three-mile playa entrance (first turn-off) used in previous years is NOT an entrance to our event. The 12 mile playa entrance just beyond ours will not take you to Burning Man and will be patrolled by BLM Rangers. Please consider filling up on gas on your way into the event; it is much easier to do this than to get gas on the way out.

EXODUS

As important as figuring how you are getting to Burning Man is how you are planning to leave, and when. Exodus becomes more interesting every year as the population of Black Rock City grows, and we expect this to be the busiest year yet. It's important that you know what to expect and plan accordingly. To state it simply, the highway that leads away from BRC is at maximum carrying capacity for most of the time that Exodus is running. Due to many factors, we simply cannot get vehicles off of the playa any faster than we already are during the peak of Exodus, which is normally Sunday and Monday. Plan on a 3-4 hour wait, on average, from BRC to the paved highway, Hwy 34. Plan for another 3+ hours or more from the start of the highway to Reno during these peak times. Either of these times could increase to as high as six hours or more if there are accidents or other traffic issues, including too many people trying to leave BRC at once.

The more participants spread out their departures over multiple days, the shorter the wait times will be. Above all, keep that

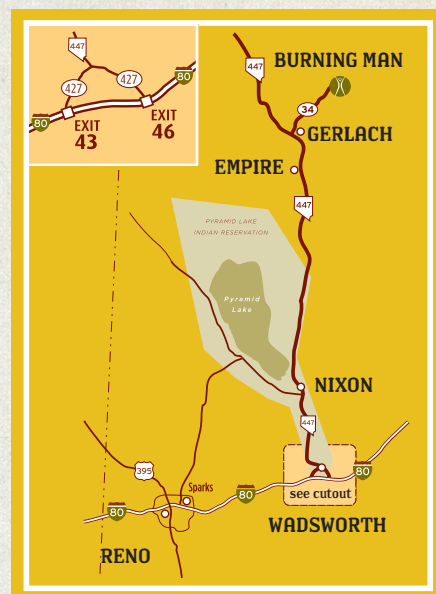
playa vibe with you! No sense getting road rage, cutting in front of your fellow community members, or trying to dangerously pass cars on the highway to save a few minutes. Be extra courteous of local traffic. Take your time, have fun, and remember: Leave No Trace and the community spirit do not stop once you leave Black Rock City.

WHEN IS BEST TO LEAVE BRC?

This changes from year-to-year, but any night from 2:00 a.m. to dawn, Monday night after dark, or even the days leading up to the Man burn traditionally have less congestion and are the best times to leave. However this does not mean that there will not be a line. You should plan on the same wait times mentioned previously just to be safe.

EXODUS QUESTIONS

For a full list of frequently asked questions about Exodus, go here: gate.burningman.com/faq-gate



PULSING: EXODUS PEAK TIMES

We will implement Pulsing again on Sunday and Monday, from about 10:00 a.m. until 2:00 a.m. (or until there is not a need). Pulsing is a system of moving vehicles at regular intervals toward the highway on Gate Road to avoid the long slow creep forward that challenges the sanity of even the most patient among us. With Pulsing, vehicles stop and turn off their engines. Then, every hour, vehicles are pulsed a mile forward all at once. Pulsing does NOT get you out of the city more quickly, it just lets you take a break from driving, while being more environmentally friendly. During Pulsing operations, expect to be stopped along Gate Road for long periods of time. Potties will be available. Listen to Gate Area Radio 95.1FM for Exodus and Pulsing info. Want more info on how Pulsing works? Check it out here: gate.burningman.com/Pulsing_Diagram.jpg